

**Byers Gill Solar
EN010139**

6.4.11.5 Environmental Statement

Appendix 11.5 Selection of Background Levels

Planning Act 2008

APFP Regulation 5(2)(q)

Infrastructure Planning (Applications: Prescribed Forms
and Procedure) Regulations 2009

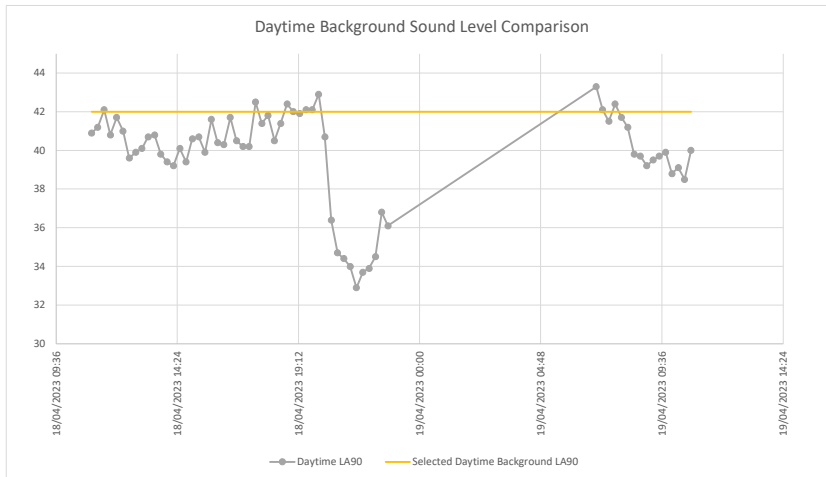
Volume 6

February 2024

Revision C01



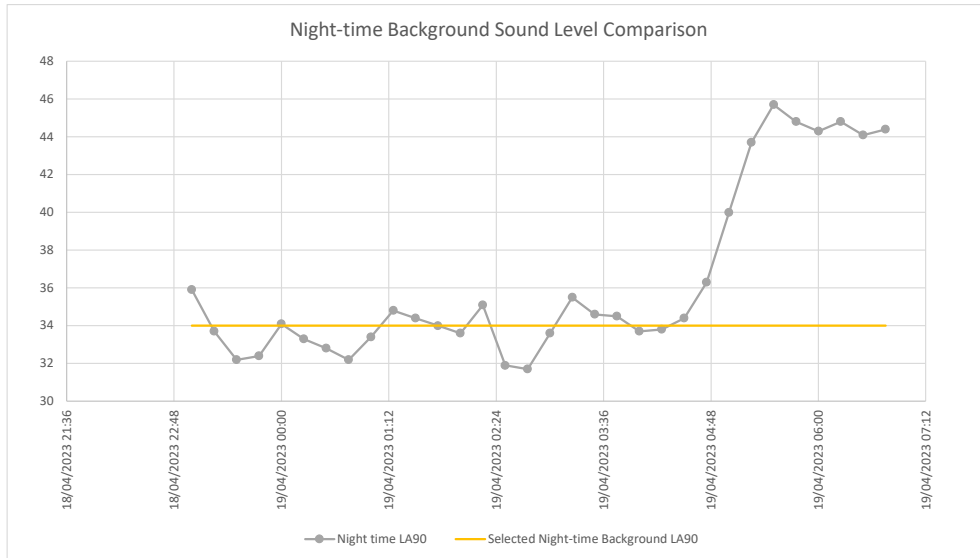
Appendix 11.5 - Selection of the background sound level - ML1



Selected Background Level	42
Mean Background Level	40
Median Background Level	40
Modal Background Level	42

RAW DATA INPUT		COMMENT					Day / Night	Daytime LA90-Day
Timestamp	ML1 LAeq	Selected Daytime Background LA90	Daytime LA90	Rounded	Comment during analysis			
18/04/2023 11:00	48.8	42.0	40.9	41		DAY	41	
18/04/2023 11:15	46.6	42.0	41.2	41		DAY	41	
18/04/2023 11:30	47.4	42.0	42.1	42		DAY	42	
18/04/2023 11:45	45.6	42.0	40.8	41		DAY	41	
18/04/2023 12:00	48	42.0	41.7	42		DAY	42	
18/04/2023 12:15	46.5	42.0	41	41		DAY	41	
18/04/2023 12:30	46.3	42.0	39.6	40		DAY	40	
18/04/2023 12:45	51.5	42.0	39.9	40		DAY	40	
18/04/2023 13:00	45.3	42.0	40.1	40		DAY	40	
18/04/2023 13:15	49.3	42.0	40.7	41		DAY	41	
18/04/2023 13:30	45.7	42.0	40.8	41		DAY	41	
18/04/2023 13:45	46.5	42.0	39.8	40		DAY	40	
18/04/2023 14:00	46.5	42.0	39.4	39		DAY	39	
18/04/2023 14:15	46.7	42.0	39.2	39		DAY	39	
18/04/2023 14:30	46.7	42.0	40.1	40		DAY	40	
18/04/2023 14:45	44.7	42.0	39.4	39		DAY	39	
18/04/2023 15:00	45.8	42.0	40.6	41		DAY	41	
18/04/2023 15:15	48.9	42.0	40.7	41		DAY	41	
18/04/2023 15:30	49.0	42.0	39.9	40		DAY	40	
18/04/2023 15:45	46.7	42.0	41.6	42		DAY	42	
18/04/2023 16:00	46.6	42.0	40.4	40		DAY	40	
18/04/2023 16:15	50.2	42.0	40.3	40		DAY	40	
18/04/2023 16:30	50.8	42.0	41.7	42		DAY	42	
18/04/2023 16:45	46.1	42.0	40.5	41		DAY	41	
18/04/2023 17:00	46.7	42.0	40.2	40		DAY	40	
18/04/2023 17:15	44.8	42.0	40.2	40		DAY	40	
18/04/2023 17:30	50.8	42.0	42.5	43		DAY	43	
18/04/2023 17:45	53.1	42.0	41.4	41		DAY	41	
18/04/2023 18:00	48.5	42.0	41.8	42		DAY	42	
18/04/2023 18:15	49.5	42.0	40.5	41		DAY	41	
18/04/2023 18:30	47.2	42.0	41.4	41		DAY	41	
18/04/2023 18:45	45.6	42.0	42.4	42		DAY	42	
18/04/2023 19:00	46.9	42.0	42.0	42		DAY	42	
18/04/2023 19:15	49.0	42.0	41.9	42		DAY	42	
18/04/2023 19:30	47.7	42.0	42.1	42		DAY	42	
18/04/2023 19:45	48.5	42.0	42.1	42		DAY	42	
18/04/2023 20:00	49.5	42.0	42.9	43		DAY	43	
18/04/2023 20:15	48.1	42.0	40.7	41		DAY	41	
18/04/2023 20:30	42.7	42.0	36.4	36		DAY	36	
18/04/2023 20:45	38.0	42.0	34.7	35		DAY	35	
18/04/2023 21:00	37.5	42.0	34.4	34		DAY	34	
18/04/2023 21:15	36.3	42.0	34.0	34		DAY	34	
18/04/2023 21:30	35.7	42.0	32.9	33		DAY	33	
18/04/2023 21:45	42.2	42.0	33.7	34		DAY	34	
18/04/2023 22:00	37.2	42.0	33.9	34		DAY	34	
18/04/2023 22:15	38.7	42.0	34.5	35		DAY	35	
18/04/2023 22:30	39.7	42.0	36.8	37		DAY	37	
18/04/2023 22:45	39.3	42.0	36.1	36		DAY	36	
19/04/2023 07:00	51.1	42.0	43.3	43		DAY	43	
19/04/2023 07:15	49.7	42.0	42.1	42		DAY	42	
19/04/2023 07:30	48.9	42.0	41.5	42		DAY	42	
19/04/2023 07:45	50.6	42.0	42.4	42		DAY	42	
19/04/2023 08:00	49.9	42.0	41.7	42		DAY	42	
19/04/2023 08:15	49.0	42.0	41.2	41		DAY	41	
19/04/2023 08:30	45.7	42.0	39.8	40		DAY	40	
19/04/2023 08:45	49.0	42.0	39.7	40		DAY	40	
19/04/2023 09:00	47.7	42.0	39.2	39		DAY	39	
19/04/2023 09:15	51.1	42.0	39.5	40		DAY	40	
19/04/2023 09:30	47.4	42.0	39.7	40		DAY	40	
19/04/2023 09:45	49.5	42.0	39.9	40		DAY	40	
19/04/2023 10:00	45.3	42.0	38.8	39		DAY	39	
19/04/2023 10:15	47.3	42.0	39.1	39		DAY	39	
19/04/2023 10:30	44.6	42.0	38.5	39		DAY	39	
19/04/2023 10:45	50.0	42.0	40	40		DAY	40	

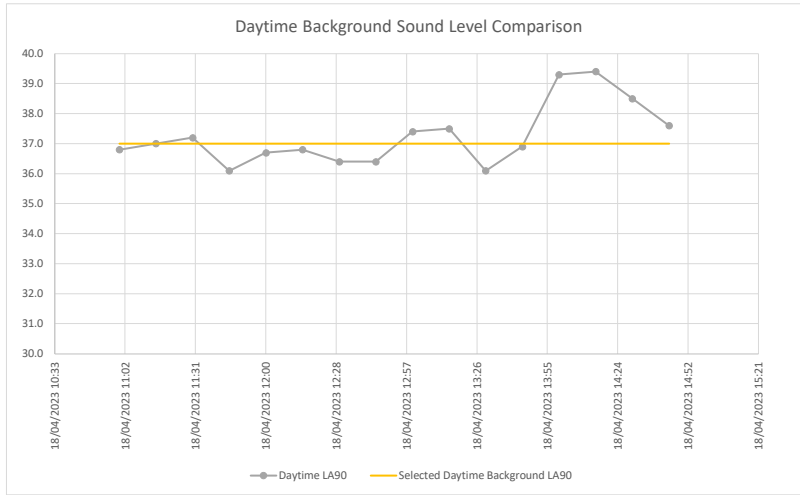
Appendix 11.5 - Selection of the background sound level - ML1



Selected Background Level	34
Mean Background Level	36
Median Background Level	34
Modal Background Level	34

RAW DATA INPUT		COMMENT					
Timestamp	ML1 LAeq	Selected Night-time Background LA90	Night time LA90	Round	Comment during analysis	Day / Night	Night time LA90-Night
18/04/2023 23:00	38.9	34.0	35.9	36	33.7	NIGHT	36
18/04/2023 23:15	36.7	34.0	33.7	34		NIGHT	34
18/04/2023 23:30	35.6	34.0	32.2	32		NIGHT	32
18/04/2023 23:45	36.7	34.0	32.4	32		NIGHT	32
19/04/2023 00:00	37.4	34.0	34.1	34		NIGHT	34
19/04/2023 00:15	37.5	34.0	33.3	33		NIGHT	33
19/04/2023 00:30	36.3	34.0	32.8	33		NIGHT	33
19/04/2023 00:45	36	34.0	32.2	32		NIGHT	32
19/04/2023 01:00	37.7	34.0	33.4	33		NIGHT	33
19/04/2023 01:15	38.6	34.0	34.8	35		NIGHT	35
19/04/2023 01:30	37.8	34.0	34.4	34		NIGHT	34
19/04/2023 01:45	37.7	34.0	34	34		NIGHT	34
19/04/2023 02:00	38	34.0	33.6	34		NIGHT	34
19/04/2023 02:15	38.2	34.0	35.1	35		NIGHT	35
19/04/2023 02:30	36.3	34.0	31.9	32		NIGHT	32
19/04/2023 02:45	35.7	34.0	31.7	32		NIGHT	32
19/04/2023 03:00	37.4	34.0	33.6	34		NIGHT	34
19/04/2023 03:15	39.2	34.0	35.5	36		NIGHT	36
19/04/2023 03:30	38.2	34.0	34.6	35		NIGHT	35
19/04/2023 03:45	37.7	34.0	34.5	35		NIGHT	35
19/04/2023 04:00	36.7	34.0	33.7	34		NIGHT	34
19/04/2023 04:15	36.4	34.0	33.8	34		NIGHT	34
19/04/2023 04:30	37.4	34.0	34.4	34		NIGHT	34
19/04/2023 04:45	41.3	34.0	36.3	36		NIGHT	36
19/04/2023 05:00	50.2	34.0	40	40		NIGHT	40
19/04/2023 05:15	49.5	34.0	43.7	44		NIGHT	44
19/04/2023 05:30	52.1	34.0	45.7	46		NIGHT	46
19/04/2023 05:45	50.9	34.0	44.8	45		NIGHT	45
19/04/2023 06:00	51.7	34.0	44.3	44		NIGHT	44
19/04/2023 06:15	50.5	34.0	44.8	45		NIGHT	45
19/04/2023 06:30	51.3	34.0	44.1	44		NIGHT	44
19/04/2023 06:45	50.5	34.0	44.4	44		NIGHT	44

Appendix 11.5 - Selection of the background sound level - ML2

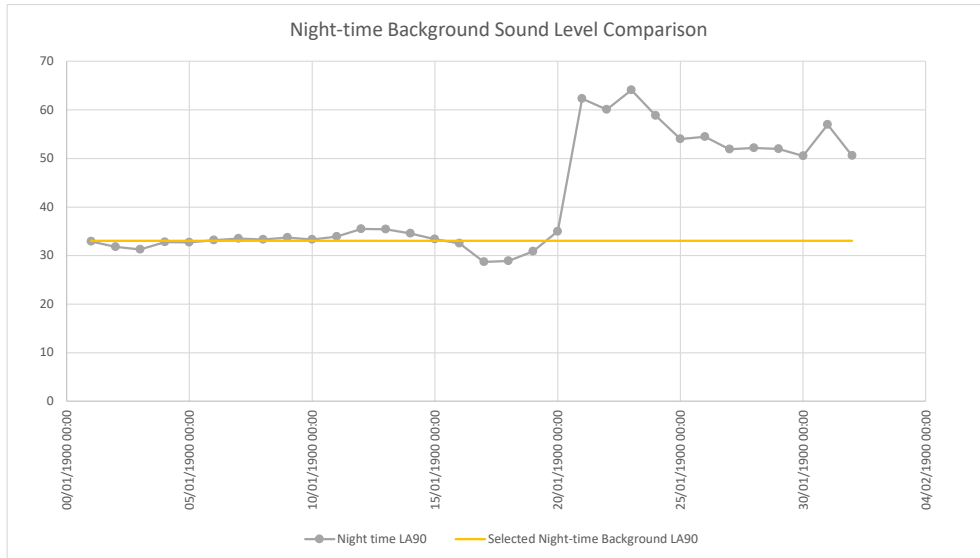


Selected Background Level	37
Mean Background Level	36
Median Background Level	37
Modal Background Level	37

RAW DATA INPUT	COMMENT
----------------	---------

Timestamp	ML1 LAeq	Selected Daytime Background LA90	Daytime LA90	Comment during analysis	Day / Night	Daytime LA90-Day
18/04/2023 11:00	44.6	37.0	36.8		DAY	37
18/04/2023 11:15	45.7	37.0	37.0		DAY	37
18/04/2023 11:30	47.4	37.0	37.2		DAY	37
18/04/2023 11:45	48.4	37.0	36.1		DAY	36
18/04/2023 12:00	45.6	37.0	36.7		DAY	37
18/04/2023 12:15	47.5	37.0	36.8		DAY	37
18/04/2023 12:30	52.4	37.0	36.4		DAY	36
18/04/2023 12:45	46.3	37.0	36.4		DAY	36
18/04/2023 13:00	47.8	37.0	37.4		DAY	37
18/04/2023 13:15	45.5	37.0	37.5		DAY	38
18/04/2023 13:30	45.8	37.0	36.1		DAY	36
18/04/2023 13:45	53.1	37.0	36.9		DAY	37
18/04/2023 14:00	59.1	37.0	39.3		DAY	39
18/04/2023 14:15	59.4	37.0	39.4		DAY	39
18/04/2023 14:30	54.3	37.0	38.5		DAY	39
18/04/2023 14:45	48.9	37.0	37.6		DAY	38
18/04/2023 15:00	51.6	37.0	38.4		DAY	38
18/04/2023 15:15	46.4	37.0	36.6		DAY	37
18/04/2023 15:30	51.7	37.0	37.1		DAY	37
18/04/2023 15:45	50.3	37.0	37.5		DAY	38
18/04/2023 16:00	52.4	37.0	38.2		DAY	38
18/04/2023 16:15	50.8	37.0	39.3		DAY	39
18/04/2023 16:30	46.5	37.0	37.6		DAY	38
18/04/2023 16:45	46.2	37.0	37.6		DAY	38
18/04/2023 17:00	44.7	37.0	38.3		DAY	38
18/04/2023 17:15	44.0	37.0	35.3		DAY	35
18/04/2023 17:30	45.8	37.0	34.9		DAY	35
18/04/2023 17:45	47.1	37.0	35.2		DAY	35
18/04/2023 18:00	48.1	37.0	37.2		DAY	37
18/04/2023 18:15	57.1	37.0	38.7		DAY	39
18/04/2023 18:30	51.1	37.0	36.8		DAY	37
18/04/2023 18:45	47.5	37.0	36.2		DAY	36
18/04/2023 19:00	50.7	37.0	35.7		DAY	36
18/04/2023 19:15	66.0	37.0	34.7		DAY	35
18/04/2023 19:30	56.1	37.0	34.2		DAY	34
18/04/2023 19:45	42.3	37.0	32.4		DAY	32
18/04/2023 20:00	39.5	37.0	30.5		DAY	31
18/04/2023 20:15	32.0	37.0	30.2		DAY	30
18/04/2023 20:30	35.2	37.0	30.7		DAY	31
18/04/2023 20:45	31.7	37.0	30.2		DAY	30
18/04/2023 21:00	35.3	37.0	30.1		DAY	30
18/04/2023 21:15	31.6	37.0	30.1		DAY	30
18/04/2023 21:30	30.7	37.0	29.0		DAY	29
18/04/2023 21:45	30.8	37.0	29.0		DAY	29
18/04/2023 22:00	29.9	37.0	28.3		DAY	28
18/04/2023 22:15	30.3	37.0	28.7		DAY	29
18/04/2023 22:30	30.2	37.0	28.5		DAY	29
18/04/2023 22:45	30.2	37.0	28.2		DAY	28
19/04/2023 07:00:00	48.8	37.0	38.8		DAY	39
19/04/2023 07:15:00	49.7	37.0	39.8		DAY	40
19/04/2023 07:30:00	46.4	37.0	38.0		DAY	38
19/04/2023 07:45:00	50.6	37.0	37.9		DAY	38
19/04/2023 08:00:00	53.1	37.0	37.0		DAY	37
19/04/2023 08:15:00	49.7	37.0	37.0		DAY	37
19/04/2023 08:30:00	46.7	37.0	36.8		DAY	37
19/04/2023 08:45:00	47.1	37.0	38.0		DAY	38
19/04/2023 09:00:00	45.3	37.0	37.8		DAY	38
19/04/2023 09:15:00	45.1	37.0	37.6		DAY	38
19/04/2023 09:30:00	44.1	37.0	36.6		DAY	37
19/04/2023 09:45:00	46.2	37.0	36.0		DAY	36

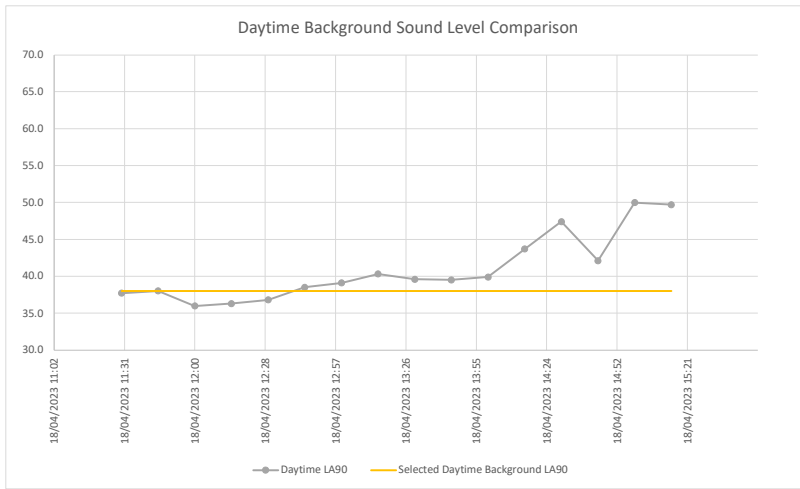
Appendix 11.5 - Selection of the background sound level - ML2



Selected Background Level	33
Mean Background Level	41
Median Background Level	34
Modal Background Level	33

RAW DATA INPUT		COMMENT					
Timestamp	ML1 LAeq	Selected Night-time Background LA90	Night time LA90		Comment during analysis	Day / Night	Night time LA90-Night
18/04/2023 23:00:00	34.97	33.0	32.9			NIGHT	33
18/04/2023 23:15:00	30.43	33.0	31.8			NIGHT	32
18/04/2023 23:30:00	30.01	33.0	31.3			NIGHT	31
18/04/2023 23:45:00	34.61	33.0	32.8			NIGHT	33
19/04/2023 00:00:00	32.26	33.0	32.7			NIGHT	33
19/04/2023 00:15:00	31.85	33.0	33.2			NIGHT	
19/04/2023 00:30:00	32.12	33.0	33.5			NIGHT	34
19/04/2023 00:45:00	31.9	33.0	33.3			NIGHT	33
19/04/2023 01:00:00	32.47	33.0	33.7			NIGHT	34
19/04/2023 01:15:00	31.88	33.0	33.3			NIGHT	33
19/04/2023 01:30:00	32.24	33.0	33.9			NIGHT	34
19/04/2023 01:45:00	33.91	33.0	35.5			NIGHT	36
19/04/2023 02:00:00	33.69	33.0	35.4			NIGHT	35
19/04/2023 02:15:00	33.05	33.0	34.6			NIGHT	35
19/04/2023 02:30:00	31.64	33.0	33.4			NIGHT	33
19/04/2023 02:45:00	30.87	33.0	32.5			NIGHT	33
19/04/2023 03:00:00	30.55	33.0	28.7			NIGHT	29
19/04/2023 03:15:00	32.01	33.0	28.9			NIGHT	29
19/04/2023 03:30:00	32.85	33.0	30.9			NIGHT	31
19/04/2023 03:45:00	38.67	33.0	35			NIGHT	35
19/04/2023 04:00:00	65.82	33.0	62.3			NIGHT	62
19/04/2023 04:15:00	65.96	33.0	60.1			NIGHT	60
19/04/2023 04:30:00	59.48	33.0	64.1			NIGHT	64
19/04/2023 04:45:00	58.39	33.0	58.8			NIGHT	59
19/04/2023 05:00:00	50.88	33.0	54			NIGHT	54
19/04/2023 05:15:00	51.29	33.0	54.5			NIGHT	55
19/04/2023 05:30:00	49.61	33.0	51.9			NIGHT	52
19/04/2023 05:45:00	49.78	33.0	52.2			NIGHT	52
19/04/2023 06:00:00	52.5	33.0	52			NIGHT	52
19/04/2023 06:15:00	50.24	33.0	50.5			NIGHT	51
19/04/2023 06:30:00	56.11	33.0	57			NIGHT	57
19/04/2023 06:45:00	49.34	33.0	50.6			NIGHT	51

Appendix 11.5 - Selection of the background sound level - ML3

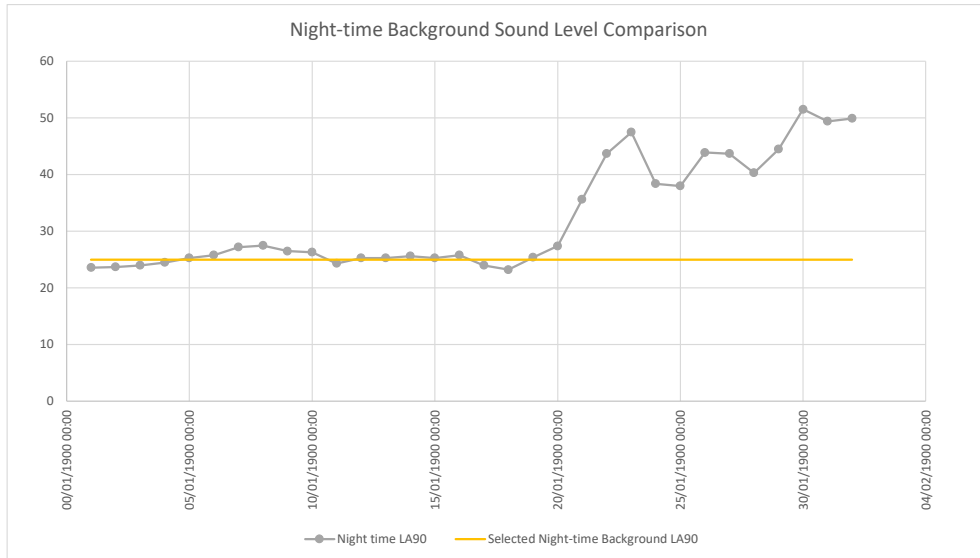


Selected Background Level	38
Mean Background Level	38
Median Background Level	38
Modal Background Level	38

RAW DATA INPUT	COMMENT
----------------	---------

Timestamp	ML1 LAeq	Selected Daytime Background LA90	Daytime LA90	Comment during analysis	Day / Night	Daytime LA90-Day
18/04/2023 11:30	60.1	38.0	37.7		DAY	38
18/04/2023 11:45	61.8	38.0	38.0		DAY	38
18/04/2023 12:00	60.8	38.0	36.0		DAY	36
18/04/2023 12:15	62.0	38.0	36.3		DAY	36
18/04/2023 12:30	61.2	38.0	36.8		DAY	37
18/04/2023 12:45	61.2	38.0	38.5		DAY	39
18/04/2023 13:00	62.8	38.0	39.1		DAY	39
18/04/2023 13:15	62.6	38.0	40.3		DAY	40
18/04/2023 13:30	63.6	38.0	39.6		DAY	40
18/04/2023 13:45	63.2	38.0	39.5		DAY	40
18/04/2023 14:00	64.4	38.0	39.9		DAY	40
18/04/2023 14:15	64.9	38.0	43.7		DAY	44
18/04/2023 14:30	65.7	38.0	47.4		DAY	47
18/04/2023 14:45	64.2	38.0	42.1		DAY	42
18/04/2023 15:00	65.5	38.0	50.0		DAY	50
18/04/2023 15:15	65.7	38.0	49.7		DAY	50
18/04/2023 15:30	66.4	38.0	50.3		DAY	50
18/04/2023 15:45	66.8	38.0	52.3		DAY	52
18/04/2023 16:00	66.9	38.0	51.4		DAY	51
18/04/2023 16:15	66.6	38.0	47.9		DAY	48
18/04/2023 16:30	66.7	38.0	51.9		DAY	52
18/04/2023 16:45	64.9	38.0	40.4		DAY	40
18/04/2023 17:00	64.5	38.0	43.6		DAY	44
18/04/2023 17:15	63.6	38.0	42.9		DAY	43
18/04/2023 17:30	62.0	38.0	41.7		DAY	42
18/04/2023 17:45	62.1	38.0	37.9		DAY	38
18/04/2023 18:00	62.1	38.0	35.4		DAY	35
18/04/2023 18:15	59.2	38.0	35.4		DAY	35
18/04/2023 18:30	60.1	38.0	35.9		DAY	36
18/04/2023 18:45	61.9	38.0	36.4		DAY	36
18/04/2023 19:00	61.6	38.0	35.2		DAY	35
18/04/2023 19:15	59.3	38.0	34.0		DAY	34
18/04/2023 19:30	58.7	38.0	30.8		DAY	31
18/04/2023 19:45	59.0	38.0	28.7		DAY	29
18/04/2023 20:00	58.6	38.0	31.6		DAY	32
18/04/2023 20:15	60.5	38.0	29.8		DAY	30
18/04/2023 20:30	56.0	38.0	30.2		DAY	30
18/04/2023 20:45	57.0	38.0	31.4		DAY	31
18/04/2023 21:00	55.2	38.0	28.6		DAY	29
18/04/2023 21:15	55.5	38.0	29.1		DAY	29
18/04/2023 21:30	57.6	38.0	30.0		DAY	30
18/04/2023 21:45	54.7	38.0	28.4		DAY	28
18/04/2023 22:00	59.5	38.0	27.0		DAY	27
18/04/2023 22:15	50.5	38.0	26.3		DAY	26
18/04/2023 22:30	50.3	38.0	24.6		DAY	25
18/04/2023 22:45	49.2	38.0	24.1		DAY	24
19/04/2023 07:00:00.000	67.5	38.0	51.9		DAY	52
19/04/2023 07:15:00.000	66.2	38.0	43.0		DAY	43
19/04/2023 07:30:00.000	65.8	38.0	46.3		DAY	46
19/04/2023 07:45:00.000	64.8	38.0	44.6		DAY	45
19/04/2023 08:00:00.000	63.8	38.0	39.7		DAY	40
19/04/2023 08:15:00.000	61.1	38.0	38.0		DAY	38
19/04/2023 08:30:00.000	60.9	38.0	37.9		DAY	38
19/04/2023 08:45:00.000	61.0	38.0	38.8		DAY	39
19/04/2023 09:00:00.000	60.9	38.0	35.8		DAY	36
19/04/2023 09:15:00.000	59.3	38.0	36.1		DAY	36
19/04/2023 09:30:00.000	58.9	38.0	37.5		DAY	38
19/04/2023 09:45:00.000	59.6	38.0	37.0		DAY	37
19/04/2023 10:00:00.000	60.4	38.0	39.9		DAY	40
19/04/2023 10:15:00.000	59.6	38.0	40.1		DAY	40
19/04/2023 10:30:00.000	58.8	38.0	38.1		DAY	38
19/04/2023 10:45:00.000	59.7	38.0	37.5		DAY	38
19/04/2023 11:00:00.000	60.9	38.0	38.6		DAY	39

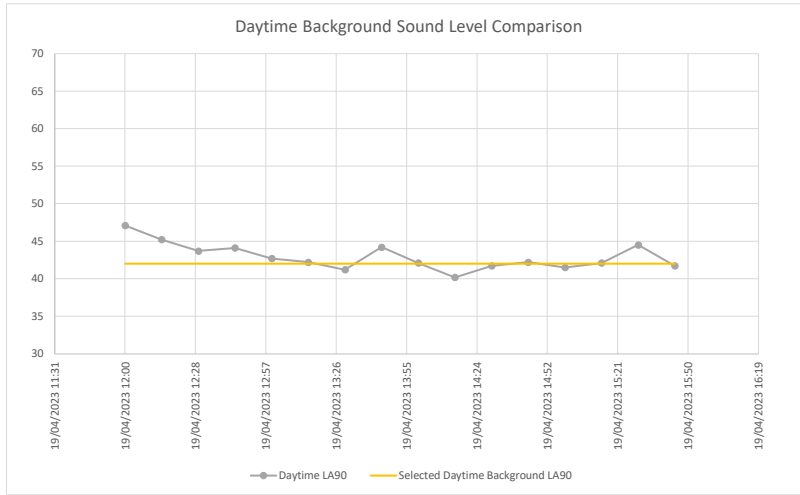
Appendix 11.5 - Selection of the background sound level - ML3



Selected Background Level	25
Mean Background Level	32
Median Background Level	26
Modal Background Level	25

RAW DATA INPUT		COMMENT					
Timestamp	ML1 LAeq	Selected Night-time Background LA90	Night time LA90		Comment during analysis	Day / Night	Night time LA90-Night
18/04/2023 23:00:00.000	48.34	25.0	23.6		#N/A	NIGHT	24
18/04/2023 23:15:00.000	46.02	25.0	23.7			NIGHT	24
18/04/2023 23:30:00.000	44.8	25.0	24			NIGHT	24
18/04/2023 23:45:00.000	47.06	25.0	24.5			NIGHT	25
19/04/2023 00:00:00.000	43.61	25.0	25.3			NIGHT	25
19/04/2023 00:15:00.000	29.94	25.0	25.8			NIGHT	
19/04/2023 00:30:00.000	48.59	25.0	27.2			NIGHT	27
19/04/2023 00:45:00.000	51.41	25.0	27.5			NIGHT	28
19/04/2023 01:00:00.000	29.76	25.0	26.5			NIGHT	27
19/04/2023 01:15:00.000	29.5	25.0	26.3			NIGHT	26
19/04/2023 01:30:00.000	26.26	25.0	24.3			NIGHT	24
19/04/2023 01:45:00.000	42.7	25.0	25.3			NIGHT	25
19/04/2023 02:00:00.000	28.84	25.0	25.3			NIGHT	25
19/04/2023 02:15:00.000	28.24	25.0	25.6			NIGHT	26
19/04/2023 02:30:00.000	49.84	25.0	25.3			NIGHT	25
19/04/2023 02:45:00.000	53.51	25.0	25.8			NIGHT	26
19/04/2023 03:00:00.000	47.26	25.0	24			NIGHT	24
19/04/2023 03:15:00.000	25.81	25.0	23.2			NIGHT	23
19/04/2023 03:30:00.000	51.61	25.0	25.4			NIGHT	25
19/04/2023 03:45:00.000	53.29	25.0	27.4			NIGHT	27
19/04/2023 04:00:00.000	57.31	25.0	35.6			NIGHT	36
19/04/2023 04:15:00.000	58.64	25.0	43.7			NIGHT	44
19/04/2023 04:30:00.000	60.22	25.0	47.5			NIGHT	48
19/04/2023 04:45:00.000	60.61	25.0	38.4			NIGHT	38
19/04/2023 05:00:00.000	60.63	25.0	38			NIGHT	38
19/04/2023 05:15:00.000	63.25	25.0	43.9			NIGHT	44
19/04/2023 05:30:00.000	64.55	25.0	43.7			NIGHT	44
19/04/2023 05:45:00.000	63.52	25.0	40.3			NIGHT	40
19/04/2023 06:00:00.000	65.58	25.0	44.5			NIGHT	45
19/04/2023 06:15:00.000	67.63	25.0	51.5			NIGHT	52
19/04/2023 06:30:00.000	67.59	25.0	49.4			NIGHT	49
19/04/2023 06:45:00.000	67.69	25.0	49.9			NIGHT	50

Appendix 11.5 - Selection of the background sound level - ML4

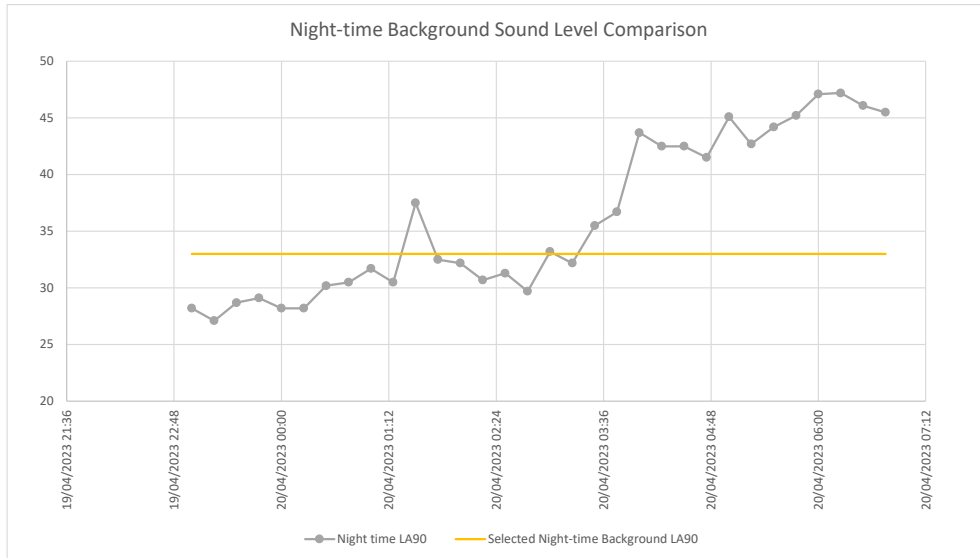


Selected Background Level	42
Mean Background Level	40
Median Background Level	42
Modal Background Level	42

RAW DATA INPUT	COMMENT
----------------	---------

Timestamp	ML1 LAeq	Selected Daytime Background LA90	Daytime LA90	Comment during analysis	Day / Night	Daytime LA90-Day
19/04/2023 12:00	49.57	42.0	47.1		DAY	47
19/04/2023 12:15	47.51	42.0	45.2		DAY	45
19/04/2023 12:30	52.09	42.0	43.7		DAY	44
19/04/2023 12:45	49.78	42.0	44.1		DAY	44
19/04/2023 13:00	48.77	42.0	42.7		DAY	43
19/04/2023 13:15	52.22	42.0	42.2		DAY	42
19/04/2023 13:30	44.25	42.0	41.2		DAY	41
19/04/2023 13:45	48.33	42.0	44.2		DAY	44
19/04/2023 14:00	50.35	42.0	42.1		DAY	42
19/04/2023 14:15	43.48	42.0	40.2		DAY	40
19/04/2023 14:30	47.26	42.0	41.7		DAY	42
19/04/2023 14:45	46.33	42.0	42.2		DAY	42
19/04/2023 15:00	51.95	42.0	41.5		DAY	42
19/04/2023 15:15	44.23	42.0	42.1		DAY	42
19/04/2023 15:30	53.5	42.0	44.5		DAY	45
19/04/2023 15:45	52.2	42.0	41.7		DAY	42
19/04/2023 16:00	51.3	42.0	43.3		DAY	43
19/04/2023 16:15	54.4	42.0	44.5		DAY	45
19/04/2023 16:30	46.2	42.0	43.5		DAY	44
19/04/2023 16:45	45.9	42.0	42.3		DAY	42
19/04/2023 17:00	46.3	42.0	43.1		DAY	43
19/04/2023 17:15	48.5	42.0	41.3		DAY	41
19/04/2023 17:30	47.3	42.0	41.7		DAY	42
19/04/2023 17:45	53.0	42.0	41.3		DAY	41
19/04/2023 18:00	46.9	42.0	39.7		DAY	40
19/04/2023 18:15	43.5	42.0	40.3		DAY	40
19/04/2023 18:30	43.9	42.0	40.2		DAY	40
19/04/2023 18:45	45.3	42.0	39.5		DAY	40
19/04/2023 19:00	45.9	42.0	38.5		DAY	39
19/04/2023 19:15	48.7	42.0	38.1		DAY	38
19/04/2023 19:30	42.4	42.0	35.7		DAY	36
19/04/2023 19:45	53.2	42.0	36.7		DAY	37
19/04/2023 20:00	37.4	42.0	35.1		DAY	35
19/04/2023 20:15	37.3	42.0	33.1		DAY	33
19/04/2023 20:30	37.2	42.0	34.2		DAY	34
19/04/2023 20:45	36.4	42.0	31.5		DAY	32
19/04/2023 21:00	36.7	42.0	31.5		DAY	32
19/04/2023 21:15	36.2	42.0	33.1		DAY	33
19/04/2023 21:30	34.7	42.0	30.5		DAY	31
19/04/2023 21:45	35.3	42.0	29.5		DAY	30
19/04/2023 22:00	38.0	42.0	26.7		DAY	27
19/04/2023 22:15	35.3	42.0	27.7		DAY	28
19/04/2023 22:30	35.2	42.0	26.5		DAY	27
19/04/2023 22:45	32.6	42.0	28.5		DAY	29
20/04/2023 07:00	45.8	42.0	42.2		DAY	42
20/04/2023 07:15	49.4	42.0	40.7		DAY	41
20/04/2023 07:30	51.3	42.0	42.1		DAY	42
20/04/2023 07:45	50.1	42.0	44.5		DAY	45
20/04/2023 08:00	46.6	42.0	41.5		DAY	42
20/04/2023 08:15	49.8	42.0	40.2		DAY	40
20/04/2023 08:30	47.9	42.0	43.2		DAY	43
20/04/2023 08:45	47.4	42.0	42.5		DAY	43
20/04/2023 09:00	51.5	42.0	43.5		DAY	44
20/04/2023 09:15	50.3	42.0	42.5		DAY	43
20/04/2023 09:30	53.6	42.0	39.5		DAY	40
20/04/2023 09:45	52.6	42.0	44.7		DAY	45
20/04/2023 10:00	49.6	42.0	47		DAY	47
20/04/2023 10:15	53.5	42.0	47.7		DAY	48
20/04/2023 10:30	51.8	42.0	40.1		DAY	40

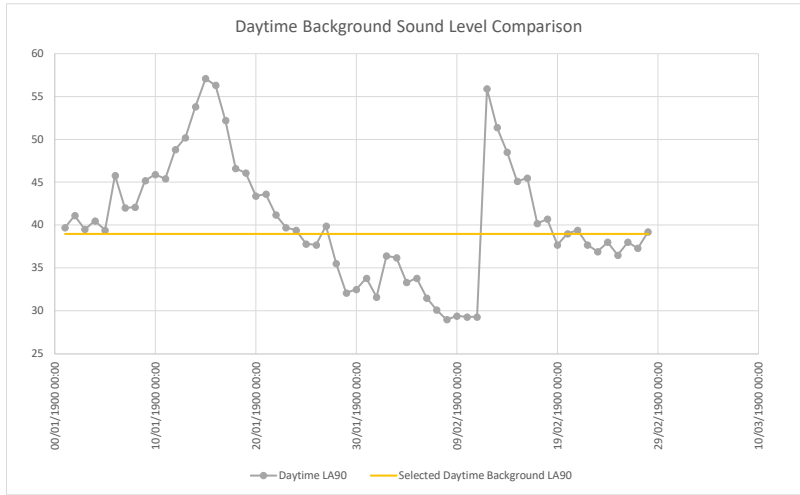
Appendix 11.5 - Selection of the background sound level - ML4



Selected Background Level	33
Mean Background Level	36
Median Background Level	33
Modal Background Level	28

RAW DATA INPUT		COMMENT					
Timestamp	ML1 LAeq	Selected Night-time Background LA90	Night time LA90		Comment during analysis	Day / Night	Night time LA90-Night
19/04/2023 23:00	33.7	33	28.2		#N/A	NIGHT	28
19/04/2023 23:15	29.88	33	27.1			NIGHT	27
19/04/2023 23:30	33.04	33	28.7			NIGHT	29
19/04/2023 23:45	38.57	33	29.1			NIGHT	29
20/04/2023 00:00	31.74	33	28.2			NIGHT	28
20/04/2023 00:15	43.09	33	28.2			NIGHT	
20/04/2023 00:30	32.39	33	30.2			NIGHT	30
20/04/2023 00:45	49.96	33	30.5			NIGHT	31
20/04/2023 01:00	40.77	33	31.7			NIGHT	32
20/04/2023 01:15	38.85	33	30.5			NIGHT	31
20/04/2023 01:30	51.02	33	37.5			NIGHT	38
20/04/2023 01:45	39.79	33	32.5			NIGHT	33
20/04/2023 02:00	51.82	33	32.2			NIGHT	32
20/04/2023 02:15	41.87	33	30.7			NIGHT	31
20/04/2023 02:30	38.35	33	31.3			NIGHT	31
20/04/2023 02:45	37.72	33	29.7			NIGHT	30
20/04/2023 03:00	52.1	33	33.2			NIGHT	33
20/04/2023 03:15	38.53	33	32.2			NIGHT	32
20/04/2023 03:30	40.04	33	35.5			NIGHT	36
20/04/2023 03:45	43.67	33	36.7			NIGHT	37
20/04/2023 04:00	54.5	33	43.7			NIGHT	44
20/04/2023 04:15	55.7	33	42.5			NIGHT	43
20/04/2023 04:30	45.15	33	42.5			NIGHT	43
20/04/2023 04:45	50.62	33	41.5			NIGHT	42
20/04/2023 05:00	48.88	33	45.1			NIGHT	45
20/04/2023 05:15	50.21	33	42.7			NIGHT	43
20/04/2023 05:30	52.73	33	44.2			NIGHT	44
20/04/2023 05:45	50.84	33	45.2			NIGHT	45
20/04/2023 06:00	50.86	33	47.1			NIGHT	47
20/04/2023 06:15	53.1	33	47.2			NIGHT	47
20/04/2023 06:30	49.86	33	46.1			NIGHT	46
20/04/2023 06:45	49.18	33	45.5			NIGHT	46

Appendix 11.5 - Selection of the background sound level - ML5

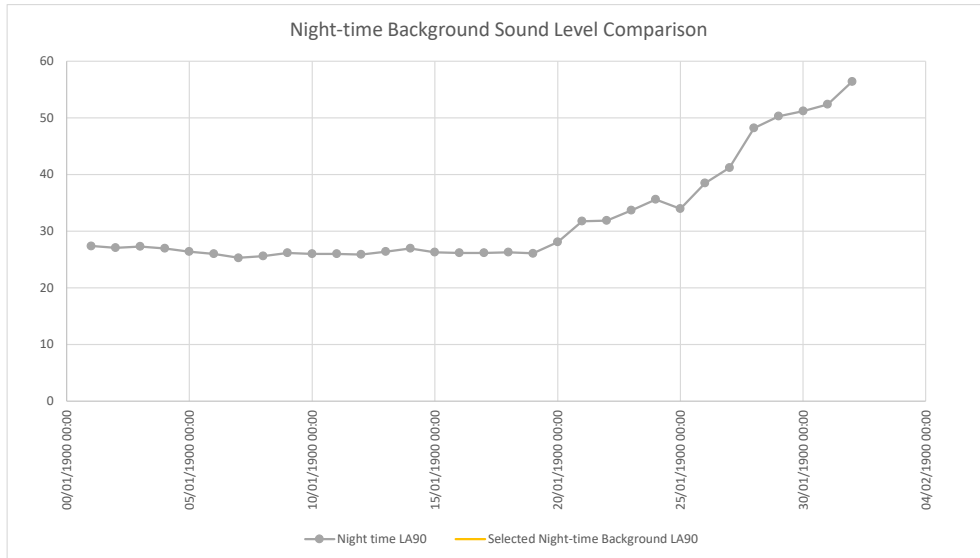


Selected Background Level	39
Mean Background Level	41
Median Background Level	40
Modal Background Level	39

RAW DATA INPUT	COMMENT
----------------	---------

Timestamp	ML1 LAeq	Selected Daytime Background LA90	Daytime LA90	Comment during analysis	Day / Night	Daytime LA90-Day
19/04/2023 12:30:00	66.97	39.0	39.7		DAY	40
19/04/2023 12:45:00	67.14	39.0	41.1		DAY	41
19/04/2023 13:00:00	67.67	39.0	39.5		DAY	40
19/04/2023 13:15:00	69.13	39.0	40.5		DAY	41
19/04/2023 13:30:00	68.25	39.0	39.4		DAY	39
19/04/2023 13:45:00	69.88	39.0	45.8		DAY	46
19/04/2023 14:00:00	69.98	39.0	42		DAY	42
19/04/2023 14:15:00	69.2	39.0	42.1		DAY	42
19/04/2023 14:30:00	70.36	39.0	45.2		DAY	45
19/04/2023 14:45:00	70.3	39.0	45.9		DAY	46
19/04/2023 15:00:00	71.18	39.0	45.4		DAY	45
19/04/2023 15:15:00	71.92	39.0	48.8		DAY	49
19/04/2023 15:30:00	72.03	39.0	50.2		DAY	50
19/04/2023 15:45:00	72.62	39.0	53.8		DAY	54
19/04/2023 16:00:00	73.2	39.0	57.1		DAY	57
19/04/2023 16:15:00	76.6	39.0	56.3		DAY	56
19/04/2023 16:30:00	72.4	39.0	52.2		DAY	52
19/04/2023 16:45:00	70.4	39.0	46.6		DAY	47
19/04/2023 17:00:00	70.4	39.0	46.1		DAY	46
19/04/2023 17:15:00	70.0	39.0	43.4		DAY	43
19/04/2023 17:30:00	69.6	39.0	43.6		DAY	44
19/04/2023 17:45:00	68.7	39.0	41.2		DAY	41
19/04/2023 18:00:00	67.8	39.0	39.7		DAY	40
19/04/2023 18:15:00	67.6	39.0	39.4		DAY	39
19/04/2023 18:30:00	66.5	39.0	37.8		DAY	38
19/04/2023 18:45:00	66.4	39.0	37.7		DAY	38
19/04/2023 19:00:00	66.9	39.0	39.9		DAY	40
19/04/2023 19:15:00	64.4	39.0	35.5		DAY	36
19/04/2023 19:30:00	63.4	39.0	32.1		DAY	32
19/04/2023 19:45:00	63.7	39.0	32.5		DAY	33
19/04/2023 20:00:00	65.2	39.0	33.8		DAY	34
19/04/2023 20:15:00	63.7	39.0	31.6		DAY	32
19/04/2023 20:30:00	63.5	39.0	36.4		DAY	36
19/04/2023 20:45:00	64.1	39.0	36.2		DAY	36
19/04/2023 21:00:00	62.8	39.0	33.3		DAY	33
19/04/2023 21:15:00	61.3	39.0	33.8		DAY	34
19/04/2023 21:30:00	59.3	39.0	31.5		DAY	32
19/04/2023 21:45:00	57.6	39.0	30.1		DAY	30
19/04/2023 22:00:00	58.0	39.0	29		DAY	29
19/04/2023 22:15:00	59.8	39.0	29.4		DAY	29
19/04/2023 22:30:00	45.3	39.0	29.3		DAY	29
19/04/2023 22:45:00	52.0	39.0	29.3		DAY	29
20/04/2023 07:00:00	73.1	39.0	55.9		DAY	56
20/04/2023 07:15:00	72.6	39.0	51.4		DAY	51
20/04/2023 07:30:00	71.7	39.0	48.5		DAY	49
20/04/2023 07:45:00	71.1	39.0	45.1		DAY	45
20/04/2023 08:00:00	70.2	39.0	45.5		DAY	46
20/04/2023 08:15:00	68.9	39.0	40.2		DAY	40
20/04/2023 08:30:00	68.3	39.0	40.7		DAY	41
20/04/2023 08:45:00	68.4	39.0	37.7		DAY	38
20/04/2023 09:00:00	67.4	39.0	39		DAY	39
20/04/2023 09:15:00	68.2	39.0	39.4		DAY	39
20/04/2023 09:30:00	67.9	39.0	37.7		DAY	38
20/04/2023 09:45:00	67.7	39.0	36.9		DAY	37
20/04/2023 10:00:00	67.1	39.0	38		DAY	38
20/04/2023 10:15:00	66.1	39.0	36.5		DAY	37
20/04/2023 10:30:00	67.4	39.0	38		DAY	38
20/04/2023 10:45:00	66.9	39.0	37.3		DAY	37
20/04/2023 11:00:00	66.1	39.0	39.2		DAY	39

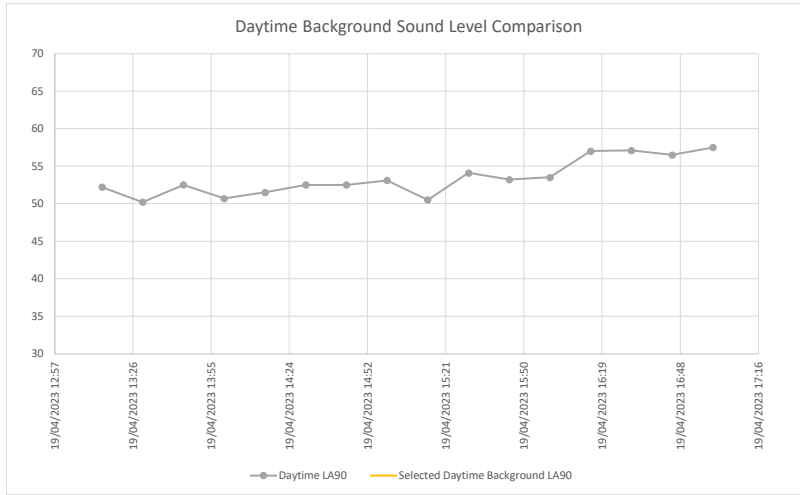
Appendix 11.5 - Selection of the background sound level - ML5



Selected Background Level	26
Mean Background Level	32
Median Background Level	27
Modal Background Level	26

RAW DATA INPUT		COMMENT					
Timestamp	ML1 LAeq	Selected Night-time Background LA90	Night time LA90		Comment during analysis	Day / Night	Night time LA90-Night
19/04/2023 23:00:00	56.71		27.4		#N/A	NIGHT	27
19/04/2023 23:15:00	53.13		27.1			NIGHT	27
19/04/2023 23:30:00	57.35		27.3			NIGHT	27
19/04/2023 23:45:00	55.08		27			NIGHT	27
20/04/2023 00:00:00	54.93		26.4			NIGHT	26
20/04/2023 00:15:00	57.08		26			NIGHT	
20/04/2023 00:30:00	27.09		25.3			NIGHT	25
20/04/2023 00:45:00	54.01		25.6			NIGHT	26
20/04/2023 01:00:00	55.58		26.2			NIGHT	26
20/04/2023 01:15:00	50.6		26			NIGHT	26
20/04/2023 01:30:00	49.14		26			NIGHT	26
20/04/2023 01:45:00	50.11		25.9			NIGHT	26
20/04/2023 02:00:00	27.55		26.4			NIGHT	26
20/04/2023 02:15:00	49.88		27			NIGHT	27
20/04/2023 02:30:00	56.23		26.3			NIGHT	26
20/04/2023 02:45:00	56.52		26.2			NIGHT	26
20/04/2023 03:00:00	51.54		26.2			NIGHT	26
20/04/2023 03:15:00	55.31		26.3			NIGHT	26
20/04/2023 03:30:00	54.63		26.1			NIGHT	26
20/04/2023 03:45:00	58.17		28.1			NIGHT	28
20/04/2023 04:00:00	61.68		31.8			NIGHT	32
20/04/2023 04:15:00	63.01		31.9			NIGHT	32
20/04/2023 04:30:00	63.15		33.7			NIGHT	34
20/04/2023 04:45:00	65.1		35.6			NIGHT	36
20/04/2023 05:00:00	66.81		34			NIGHT	34
20/04/2023 05:15:00	67.49		38.5			NIGHT	39
20/04/2023 05:30:00	68.57		41.2			NIGHT	41
20/04/2023 05:45:00	69.89		48.2			NIGHT	48
20/04/2023 06:00:00	70.05		50.3			NIGHT	50
20/04/2023 06:15:00	71.59		51.2			NIGHT	51
20/04/2023 06:30:00	72.97		52.4			NIGHT	52
20/04/2023 06:45:00	73.6		56.4			NIGHT	56

Appendix 11.5 - Selection of the background sound level - ML6

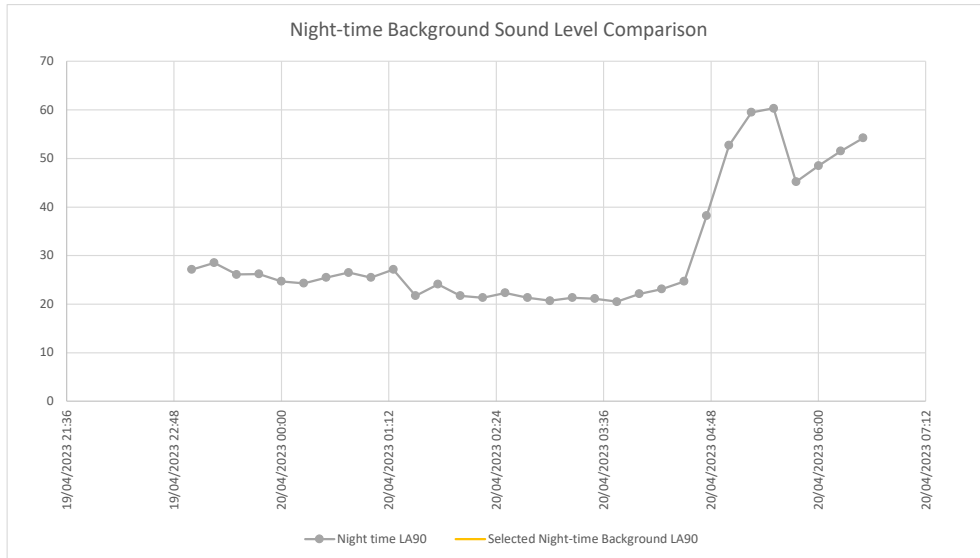


Selected Background Level	53
Mean Background Level	49
Median Background Level	51
Modal Background Level	53

RAW DATA INPUT	COMMENT
----------------	---------

Timestamp	ML1 LAeq	Selected Daytime Background LA90	Daytime LA90	Comment during analysis	Day / Night	Daytime LA90-Day
19/04/2023 13:15	56.3		52.2		DAY	52
19/04/2023 13:30	54.9		50.2		DAY	50
19/04/2023 13:45	56.5		52.5		DAY	53
19/04/2023 14:00	56.4		50.7		DAY	51
19/04/2023 14:15	59.2		51.5		DAY	52
19/04/2023 14:30	56.3		52.5		DAY	53
19/04/2023 14:45	59.7		52.5		DAY	53
19/04/2023 15:00	56.3		53.1		DAY	53
19/04/2023 15:15	55.2		50.5		DAY	51
19/04/2023 15:30	56.9		54.1		DAY	54
19/04/2023 15:45	57		53.2		DAY	53
19/04/2023 16:00	57		53.5		DAY	54
19/04/2023 16:15	58.3		57		DAY	57
19/04/2023 16:30	59.2		57.1		DAY	57
19/04/2023 16:45	59.3		56.5		DAY	57
19/04/2023 17:00	62.7		57.5		DAY	58
19/04/2023 17:15	60.8		57.7		DAY	58
19/04/2023 17:30	59		56.7		DAY	57
19/04/2023 17:45	57.6		54.7		DAY	55
19/04/2023 18:00	57.1		54.2		DAY	54
19/04/2023 18:15	56.3		52.5		DAY	53
19/04/2023 18:30	55.9		52.5		DAY	53
19/04/2023 18:45	55.5		51.5		DAY	52
19/04/2023 19:00	63.5		51.5		DAY	52
19/04/2023 19:15	53.9		50.5		DAY	51
19/04/2023 19:30	53.8		50.7		DAY	51
19/04/2023 19:45	53.7		49.2		DAY	49
19/04/2023 20:00	54.8		49.2		DAY	49
19/04/2023 20:15	53.4		46.2		DAY	46
19/04/2023 20:30	48.2		38.5		DAY	39
19/04/2023 20:45	48.7		38.5		DAY	39
19/04/2023 21:00	48		31.5		DAY	32
19/04/2023 21:15	48.3		34.5		DAY	35
19/04/2023 21:30	49.2		37.5		DAY	38
19/04/2023 21:45	48.1		37.5		DAY	38
19/04/2023 22:00	46.8		32.7		DAY	33
19/04/2023 22:15	46.3		33.5		DAY	34
19/04/2023 22:30	44.1		31.5		DAY	32
19/04/2023 22:45	43.5		30.7		DAY	31
20/04/2023 07:00	54.8		52.1		DAY	52
20/04/2023 07:15	57.1		54.5		DAY	55
20/04/2023 07:30	57.9		55.7		DAY	56
20/04/2023 07:45	59.9		57.1		DAY	57
20/04/2023 08:00	59.0		57.2		DAY	57
20/04/2023 08:15	59.6		55.1		DAY	55
20/04/2023 08:30	58.8		54.5		DAY	55
20/04/2023 08:45	55.5		52.5		DAY	53
20/04/2023 09:00	54.3		51.1		DAY	51
20/04/2023 09:15	53.4		50.2		DAY	50
20/04/2023 09:30	54.0		50.2		DAY	50
20/04/2023 09:45	56.8		50.2		DAY	50
20/04/2023 10:00	55.0		49.1		DAY	49
20/04/2023 10:15	55.8		51.2		DAY	51
20/04/2023 10:30	61.1		49.2		DAY	49
20/04/2023 10:45	52.6		47.1		DAY	47
20/04/2023 11:00	53.8		48.5		DAY	49
20/04/2023 11:15	58.6		47.5		DAY	48
20/04/2023 11:30	54.8		49.2		DAY	49
20/04/2023 11:45	52.2		48.1		DAY	48
20/04/2023 12:00	57.0		48.2		DAY	48

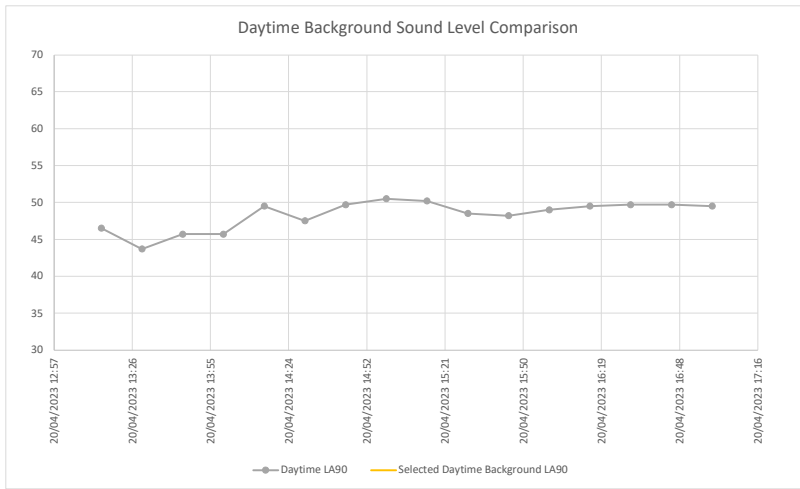
Appendix 11.5 - Selection of the background sound level - ML6



Selected Background Level	26
Mean Background Level	32
Median Background Level	26
Modal Background Level	21

RAW DATA INPUT		COMMENT				
Timestamp	ML1 LAeq	Selected Night-time Background LA90	Night time LA90	Comment during analysis	Day / Night	Night time LA90-Night
19/04/2023 23:00	41.9		27.1		NIGHT	27
19/04/2023 23:15	44.7		28.5		NIGHT	29
19/04/2023 23:30	31.4		26.1		NIGHT	26
19/04/2023 23:45	39.1		26.2		NIGHT	26
20/04/2023 00:00	43.9		24.7		NIGHT	
20/04/2023 00:15	37		24.3		NIGHT	24
20/04/2023 00:30	43		25.5		NIGHT	26
20/04/2023 00:45	39.4		26.5		NIGHT	27
20/04/2023 01:00	44.2		25.5		NIGHT	26
20/04/2023 01:15	42.3		27.1		NIGHT	27
20/04/2023 01:30	32.9		21.7		NIGHT	22
20/04/2023 01:45	41.9		24.1		NIGHT	24
20/04/2023 02:00	39.7		21.7		NIGHT	22
20/04/2023 02:15	36.6		21.3		NIGHT	21
20/04/2023 02:30	33.3		22.3		NIGHT	22
20/04/2023 02:45	33.1		21.3		NIGHT	21
20/04/2023 03:00	22.3		20.7		NIGHT	21
20/04/2023 03:15	37.4		21.3		NIGHT	21
20/04/2023 03:30	43.2		21.1		NIGHT	21
20/04/2023 03:45	39		20.5		NIGHT	21
20/04/2023 04:00	36.1		22.1		NIGHT	22
20/04/2023 04:15	41.7		23.1		NIGHT	23
20/04/2023 04:30	35.8		24.7		NIGHT	25
20/04/2023 04:45	53.9		38.2		NIGHT	38
20/04/2023 05:00	56.7		52.7		NIGHT	53
20/04/2023 05:15	63.6		59.5		NIGHT	60
20/04/2023 05:30	62		60.3		NIGHT	60
20/04/2023 05:45	54.2		45.2		NIGHT	45
20/04/2023 06:00	54.5		48.5		NIGHT	49
20/04/2023 06:15	55.8		51.5		NIGHT	52
20/04/2023 06:30	62.6		54.2		NIGHT	54
20/04/2023 06:45	55.1		51.5		NIGHT	52

Appendix 11.5 - Selection of the background sound level - ML7

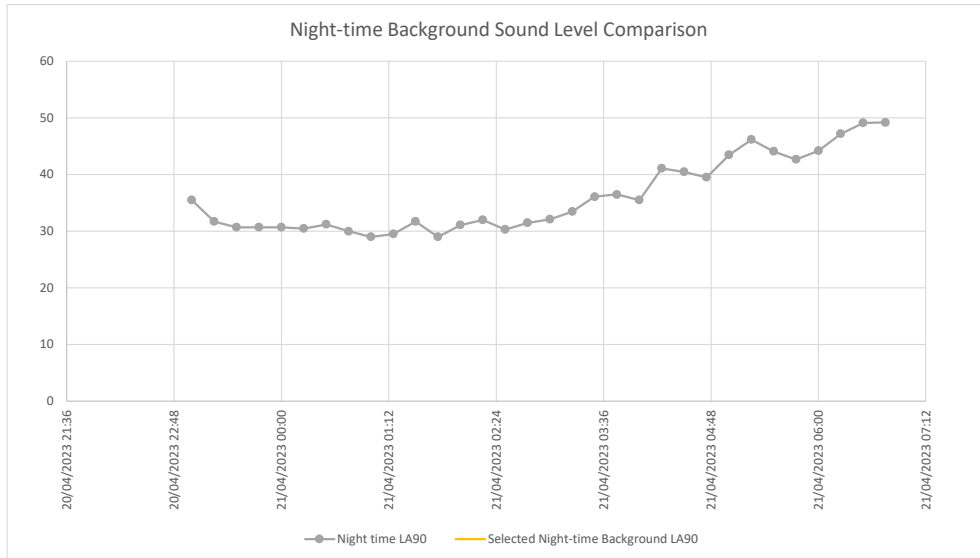


Selected Background Level	46
Mean Background Level	46
Median Background Level	49
Modal Background Level	50

RAW DATA INPUT	COMMENT
----------------	---------

Timestamp	ML1 LAeq	Selected Daytime Background LA90	Daytime LA90	Comment during analysis	Day / Night	Daytime LA90-Day
20/04/2023 13:15	50.31		46.5		DAY	47
20/04/2023 13:30	49.49		43.7		DAY	44
20/04/2023 13:45	48.82		45.7		DAY	46
20/04/2023 14:00	53.32		45.7		DAY	46
20/04/2023 14:15	55.18		49.5		DAY	50
20/04/2023 14:30	52.34		47.5		DAY	48
20/04/2023 14:45	52.44		49.7		DAY	50
20/04/2023 15:00	54.95		50.5		DAY	51
20/04/2023 15:15	56.15		50.2		DAY	50
20/04/2023 15:30	51.85		48.5		DAY	49
20/04/2023 15:45	52.62		48.2		DAY	48
20/04/2023 16:00	51.43		49		DAY	49
20/04/2023 16:15	52.96		49.5		DAY	50
20/04/2023 16:30	52.68		49.7		DAY	50
20/04/2023 16:45	53.2		49.7		DAY	50
20/04/2023 17:00	51.6		49.5		DAY	50
20/04/2023 17:15	51.4		49.1		DAY	49
20/04/2023 17:30	54.7		50.5		DAY	51
20/04/2023 17:45	52.5		45.5		DAY	46
20/04/2023 18:00	50.0		46.5		DAY	47
20/04/2023 18:15	57.8		48.2		DAY	48
20/04/2023 18:30	51.5		46.2		DAY	46
20/04/2023 18:45	48.6		45.5		DAY	46
20/04/2023 19:00	52.6		46.2		DAY	46
20/04/2023 19:15	48.5		43.5		DAY	44
20/04/2023 19:30	47.8		42.7		DAY	43
20/04/2023 19:45	47.7		44.5		DAY	45
20/04/2023 20:00	50.1		40.1		DAY	40
20/04/2023 20:15	48.2		42.2		DAY	42
20/04/2023 20:30	44.6		40.5		DAY	41
20/04/2023 20:45	44.6		35.7		DAY	36
20/04/2023 21:00	39.6		35.5		DAY	36
20/04/2023 21:15	40.1		32.5		DAY	33
20/04/2023 21:30	44.1		33.5		DAY	34
20/04/2023 21:45	35.7		32.3		DAY	32
20/04/2023 22:00	44.4		36.5		DAY	37
20/04/2023 22:15	44.8		37.7		DAY	38
20/04/2023 22:30	44.1		36.7		DAY	37
20/04/2023 22:45	39.7		34.5		DAY	35
21/04/2023 07:00	54.7		47.7		DAY	48
21/04/2023 07:15	52.7		50.5		DAY	51
21/04/2023 07:30	54.9		51.7		DAY	52
21/04/2023 07:45	53.2		49.5		DAY	50
21/04/2023 08:00	53.5		51.1		DAY	51
21/04/2023 08:15	54.6		52.1		DAY	52
21/04/2023 08:30	54.1		51.2		DAY	51
21/04/2023 08:45	53.3		50.5		DAY	51
21/04/2023 09:00	54.7		50.5		DAY	51
21/04/2023 09:15	54.7		51.5		DAY	52
21/04/2023 09:30	56.8		51.2		DAY	51
21/04/2023 09:45	52.8		49.7		DAY	50
21/04/2023 10:00	54.5		50.5		DAY	51
21/04/2023 10:15	55.3		49.5		DAY	50
21/04/2023 10:30	52.6		47.5		DAY	48
21/04/2023 10:45	58.9		50.7		DAY	51
21/04/2023 11:00	53.2		49.5		DAY	50
21/04/2023 11:15	54.7		48.5		DAY	49
21/04/2023 11:30	52.7		49.7		DAY	50
21/04/2023 11:45	52.6		49.2		DAY	49
21/04/2023 12:00	54.7		51.7		DAY	52
21/04/2023 12:15	55.1		50.7		DAY	51
21/04/2023 12:30	55.9		52.7		DAY	53
21/04/2023 12:45	55.3		51.3		DAY	51

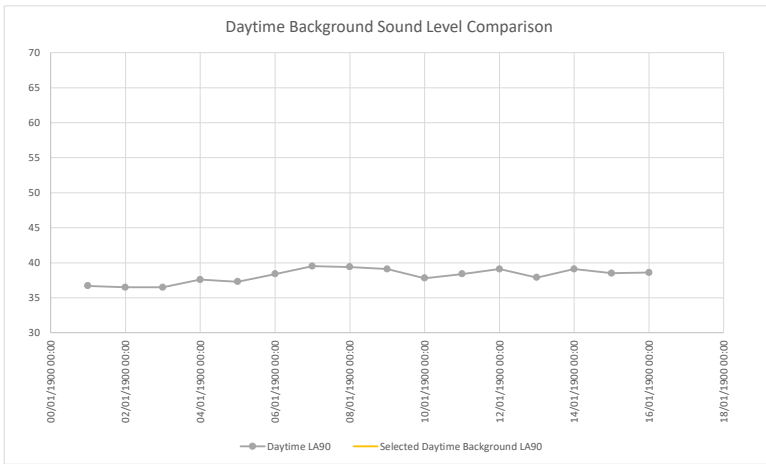
Appendix 11.5 - Selection of the background sound level - ML7



Selected Background Level	31
Mean Background Level	36
Median Background Level	33
Modal Background Level	31

RAW DATA INPUT		COMMENT				
Timestamp	ML1 LAeq	Selected Night-time Background LA90	Night time LA90	Comment during analysis	Day / Night	Night time LA90-Night
20/04/2023 23:00	44.78		35.5	#N/A	NIGHT	36
20/04/2023 23:15	38.35		31.7		NIGHT	32
20/04/2023 23:30	36.37		30.7		NIGHT	31
20/04/2023 23:45	38.1		30.7		NIGHT	31
21/04/2023 00:00	35.84		30.7		NIGHT	31
21/04/2023 00:15	35.97		30.5		NIGHT	
21/04/2023 00:30	33.46		31.2		NIGHT	31
21/04/2023 00:45	31.01		30		NIGHT	30
21/04/2023 01:00	31.77		29		NIGHT	29
21/04/2023 01:15	32.71		29.5		NIGHT	30
21/04/2023 01:30	36.24		31.7		NIGHT	32
21/04/2023 01:45	31.98		29		NIGHT	29
21/04/2023 02:00	33.59		31.1		NIGHT	31
21/04/2023 02:15	33.15		32		NIGHT	32
21/04/2023 02:30	31.77		30.3		NIGHT	30
21/04/2023 02:45	34.1		31.5		NIGHT	32
21/04/2023 03:00	34.97		32.1		NIGHT	32
21/04/2023 03:15	38.39		33.5		NIGHT	34
21/04/2023 03:30	40.76		36.1		NIGHT	36
21/04/2023 03:45	39.27		36.5		NIGHT	37
21/04/2023 04:00	41.21		35.5		NIGHT	36
21/04/2023 04:15	45.28		41.1		NIGHT	41
21/04/2023 04:30	45.6		40.5		NIGHT	41
21/04/2023 04:45	44.27		39.5		NIGHT	40
21/04/2023 05:00	63.14		43.5		NIGHT	44
21/04/2023 05:15	64.85		46.2		NIGHT	46
21/04/2023 05:30	58.06		44.1		NIGHT	44
21/04/2023 05:45	56.68		42.7		NIGHT	43
21/04/2023 06:00	48.51		44.2		NIGHT	44
21/04/2023 06:15	53.63		47.2		NIGHT	47
21/04/2023 06:30	52.42		49.1		NIGHT	49
21/04/2023 06:45	52.26		49.2		NIGHT	49

Appendix 11.5 - Selection of the background sound level - ML8

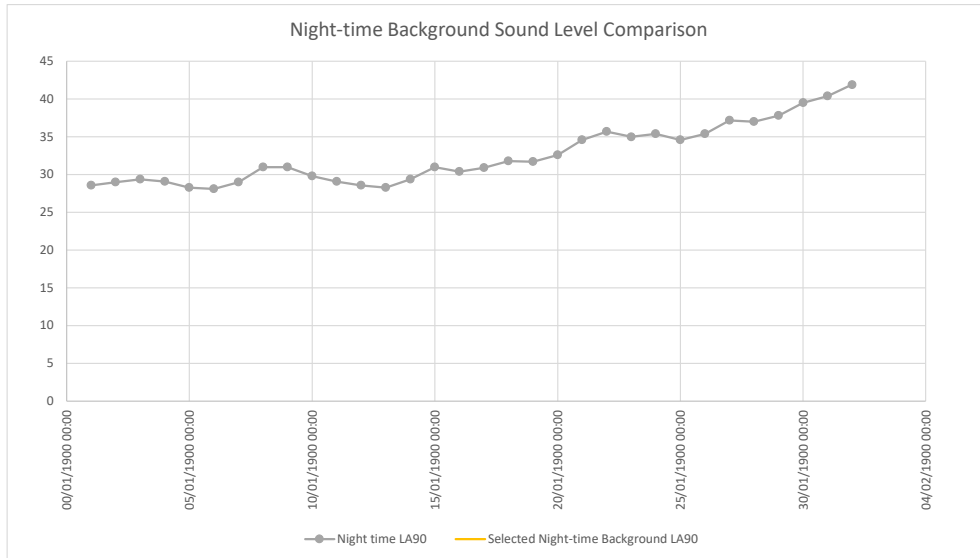


Selected Background Level	37
Mean Background Level	37
Median Background Level	38
Modal Background Level	40

RAW DATA INPUT COMMENT

Timestamp	ML1 LAeq	Selected Daytime Background LA90	Daytime LA90	Comment during analysis	Day / Night	Daytime LA90-Day
20/04/2023 12:30:00	60.43		36.7		DAY	37
20/04/2023 12:45:00	60.21		36.5		DAY	37
20/04/2023 13:00:00	60.27		36.5		DAY	37
20/04/2023 13:15:00	61.86		37.6		DAY	38
20/04/2023 13:30:00	58.84		37.3		DAY	37
20/04/2023 13:45:00	61.54		38.4		DAY	38
20/04/2023 14:00:00	65.28		39.5		DAY	40
20/04/2023 14:15:00	64.66		39.4		DAY	39
20/04/2023 14:30:00	62.21		39.1		DAY	39
20/04/2023 14:45:00	63.28		37.8		DAY	38
20/04/2023 15:00:00	63.86		38.4		DAY	38
20/04/2023 15:15:00	64.52		39.1		DAY	39
20/04/2023 15:30:00	63.53		37.9		DAY	38
20/04/2023 15:45:00	64.26		39.1		DAY	39
20/04/2023 16:00:00	64.0		38.5		DAY	39
20/04/2023 16:15:00	65.8		38.6		DAY	39
20/04/2023 16:30:00	65.4		37.3		DAY	37
20/04/2023 16:45:00	60.9		36.1		DAY	36
20/04/2023 17:00:00	62.0		35.4		DAY	35
20/04/2023 17:15:00	63.7		36.3		DAY	36
20/04/2023 17:30:00	61.4		35.0		DAY	35
20/04/2023 17:45:00	60.6		35.4		DAY	35
20/04/2023 18:00:00	59.7		36.1		DAY	36
20/04/2023 18:15:00	57.4		35.7		DAY	36
20/04/2023 18:30:00	60.0		35.1		DAY	35
20/04/2023 18:45:00	58.6		35.4		DAY	35
20/04/2023 19:00:00	56.7		34.1		DAY	34
20/04/2023 19:15:00	59.1		33.5		DAY	34
20/04/2023 19:30:00	54.1		33.0		DAY	33
20/04/2023 19:45:00	57.4		33.3		DAY	33
20/04/2023 20:00:00	56.4		30.8		DAY	31
20/04/2023 20:15:00	57.0		30.4		DAY	30
20/04/2023 20:30:00	55.3		29.5		DAY	30
20/04/2023 20:45:00	31.2		30.1		DAY	30
20/04/2023 21:00:00	58.8		31.1		DAY	31
20/04/2023 21:15:00	62.2		31.8		DAY	32
20/04/2023 21:30:00	59.9		31.9		DAY	32
20/04/2023 21:45:00	52.8		31.1		DAY	31
20/04/2023 22:00:00	60.9		30.7		DAY	31
20/04/2023 22:15:00	56.9		30.5		DAY	31
20/04/2023 22:30:00	30.5		29.5		DAY	30
20/04/2023 22:45:00	53.1		29.2		DAY	29
21/04/2023 07:00:00	66.1		40.6		DAY	41
21/04/2023 07:15:00	66.4		41.2		DAY	41
21/04/2023 07:30:00	65.3		41.2		DAY	41
21/04/2023 07:45:00	63.4		40.9		DAY	41
21/04/2023 08:00:00	61.7		40.8		DAY	41
21/04/2023 08:15:00	63.0		41.4		DAY	41
21/04/2023 08:30:00	59.3		41.5		DAY	42
21/04/2023 08:45:00	59.7		41.4		DAY	41
21/04/2023 09:00:00	58.7		40.3		DAY	40
21/04/2023 09:15:00	60.1		40.3		DAY	40
21/04/2023 09:30:00	59.9		41.3		DAY	41
21/04/2023 09:45:00	61.3		40.3		DAY	40
21/04/2023 10:00:00	61.1		40.6		DAY	41
21/04/2023 10:15:00	61.0		40.3		DAY	40
21/04/2023 10:30:00	61.7		40.5		DAY	41
21/04/2023 10:45:00	61.6		40.2		DAY	40
21/04/2023 11:00:00	60.0		41.3		DAY	41
21/04/2023 11:15:00	62.6		41.5		DAY	42
21/04/2023 11:30:00	61.7		42.1		DAY	42
21/04/2023 11:45:00	61.2		42.4		DAY	42
21/04/2023 12:00:00	61.7		41.6		DAY	42
21/04/2023 12:15:00	62.4		41.7		DAY	42
21/04/2023 12:30:00	63.9		41.8		DAY	42
21/04/2023 12:45:00	61.4		41.1		DAY	41
21/04/2023 13:00:00	61.0		40.7		DAY	41

Appendix 11.5 - Selection of the background sound level - ML8

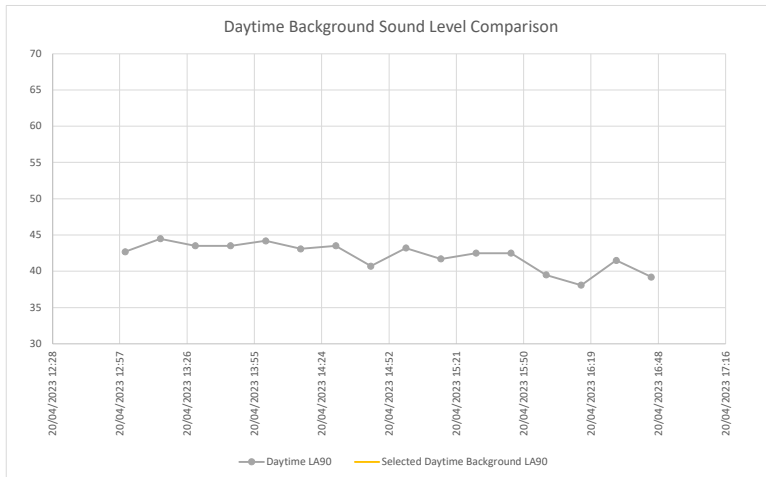


Selected Background Level	31
Mean Background Level	33
Median Background Level	31
Modal Background Level	31

RAW DATA INPUT	COMMENT
----------------	---------

Timestamp	ML1 LAeq	Selected Night-time Background LA90	Night time LA90	Comment during analysis	Day / Night	Night time LA90-Night
20/04/2023 23:00:00	50.09		28.6	#N/A	NIGHT	29
20/04/2023 23:15:00	42.09		29		NIGHT	29
20/04/2023 23:30:00	30.64		29.4		NIGHT	29
20/04/2023 23:45:00	30.07		29.1		NIGHT	29
21/04/2023 00:00:00	29.43		28.3		NIGHT	28
21/04/2023 00:15:00	29.17		28.1		NIGHT	
21/04/2023 00:30:00	50		29		NIGHT	29
21/04/2023 00:45:00	32.64		31		NIGHT	31
21/04/2023 01:00:00	47.69		31		NIGHT	31
21/04/2023 01:15:00	44.64		29.8		NIGHT	30
21/04/2023 01:30:00	30.21		29.1		NIGHT	29
21/04/2023 01:45:00	29.9		28.6		NIGHT	29
21/04/2023 02:00:00	49.96		28.3		NIGHT	28
21/04/2023 02:15:00	42.84		29.4		NIGHT	29
21/04/2023 02:30:00	33.76		31		NIGHT	31
21/04/2023 02:45:00	49.45		30.4		NIGHT	30
21/04/2023 03:00:00	34.9		30.9		NIGHT	31
21/04/2023 03:15:00	50.33		31.8		NIGHT	32
21/04/2023 03:30:00	50.39		31.7		NIGHT	32
21/04/2023 03:45:00	51.6		32.6		NIGHT	33
21/04/2023 04:00:00	47.19		34.6		NIGHT	35
21/04/2023 04:15:00	58.28		35.7		NIGHT	36
21/04/2023 04:30:00	51.87		35		NIGHT	35
21/04/2023 04:45:00	55.23		35.4		NIGHT	35
21/04/2023 05:00:00	59.46		34.6		NIGHT	35
21/04/2023 05:15:00	61.84		35.4		NIGHT	35
21/04/2023 05:30:00	63.5		37.2		NIGHT	37
21/04/2023 05:45:00	62.97		37		NIGHT	37
21/04/2023 06:00:00	62.73		37.8		NIGHT	38
21/04/2023 06:15:00	64.73		39.5		NIGHT	40
21/04/2023 06:30:00	64.88		40.4		NIGHT	40
21/04/2023 06:45:00	65.41		41.9		NIGHT	42

Appendix 11.5 - Selection of the background sound level - ML9

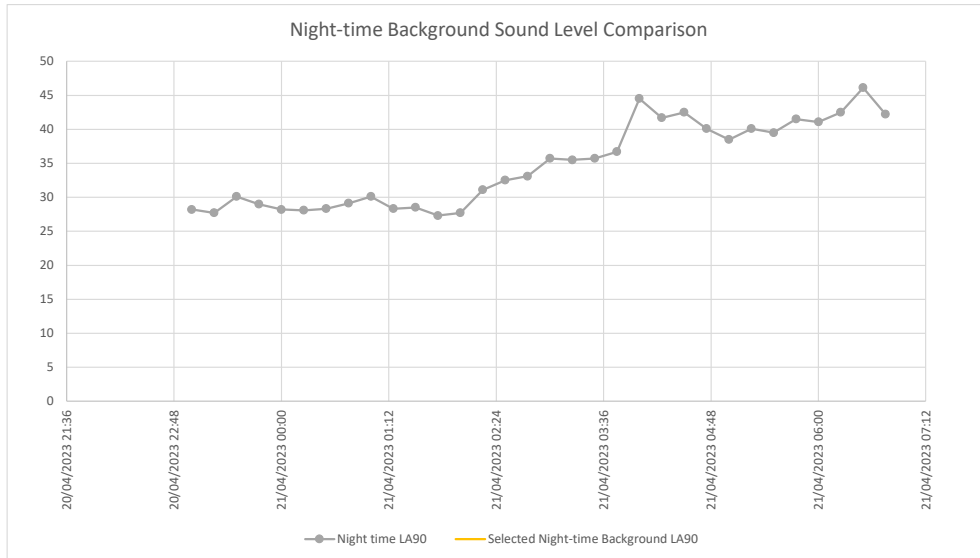


Selected Background Level	41
Mean Background Level	41
Median Background Level	42
Modal Background Level	44

RAW DATA INPUT	COMMENT
----------------	---------

Timestamp	ML1 LAeq	Selected Daytime Background LA90	Daytime LA90	Comment during analysis	Day / Night	Daytime LA90-Day
20/04/2023 13:00	47.65		42.7		DAY	43
20/04/2023 13:15	49.42		44.5		DAY	45
20/04/2023 13:30	49.45		43.5		DAY	44
20/04/2023 13:45	46.33		43.5		DAY	44
20/04/2023 14:00	47.9		44.2		DAY	44
20/04/2023 14:15	51.95		43.1		DAY	43
20/04/2023 14:30	47.39		43.5		DAY	44
20/04/2023 14:45	44.19		40.7		DAY	41
20/04/2023 15:00	50.31		43.2		DAY	43
20/04/2023 15:15	44.4		41.7		DAY	42
20/04/2023 15:30	48.82		42.5		DAY	43
20/04/2023 15:45	45.66		42.5		DAY	43
20/04/2023 16:00	43.11		39.5		DAY	40
20/04/2023 16:15	41.06		38.1		DAY	38
20/04/2023 16:30	50.1		41.5		DAY	42
20/04/2023 16:45	42.9		39.2		DAY	39
20/04/2023 17:00	41.6		39.1		DAY	39
20/04/2023 17:15	43.7		40.5		DAY	41
20/04/2023 17:30	45.9		41.1		DAY	41
20/04/2023 17:45	47.8		42.5		DAY	43
20/04/2023 18:00	42.9		42		DAY	42
20/04/2023 18:15	45.5		38.7		DAY	39
20/04/2023 18:30	43.3		41.1		DAY	41
20/04/2023 18:45	41.1		37.5		DAY	38
20/04/2023 19:00	41.0		37		DAY	37
20/04/2023 19:15	36.7		35.1		DAY	35
20/04/2023 19:30	37.4		35.7		DAY	36
20/04/2023 19:45	35.2		33.2		DAY	33
20/04/2023 20:00	32.7		31.5		DAY	32
20/04/2023 20:15	34.4		31.1		DAY	31
20/04/2023 20:30	31.6		30.3		DAY	30
20/04/2023 20:45	32.1		31.1		DAY	31
20/04/2023 21:00	37.1		34		DAY	34
20/04/2023 21:15	34.8		33.1		DAY	33
20/04/2023 21:30	33.3		32.2		DAY	32
20/04/2023 21:45	33.3		31.5		DAY	32
20/04/2023 22:00	32.3		30.7		DAY	31
20/04/2023 22:15	32.3		30.1		DAY	30
20/04/2023 22:30	30.5		29.5		DAY	30
20/04/2023 22:45	29.7		29.1		DAY	29
21/04/2023 07:00	46.3		42.1		DAY	42
21/04/2023 07:15	45.4		42.2		DAY	42
21/04/2023 07:30	47.3		43.2		DAY	43
21/04/2023 07:45	45.2		42.2		DAY	42
21/04/2023 08:00	48.3		44.2		DAY	44
21/04/2023 08:15	50.0		43.7		DAY	44
21/04/2023 08:30	53.2		46.7		DAY	47
21/04/2023 08:45	53.6		45.7		DAY	46
21/04/2023 09:00	50.1		46.5		DAY	47
21/04/2023 09:15	51.1		45.5		DAY	46
21/04/2023 09:30	48.6		42.5		DAY	43
21/04/2023 09:45	52.0		46.5		DAY	47
21/04/2023 10:00	50.4		43.5		DAY	44
21/04/2023 10:15	50.4		46.5		DAY	47
21/04/2023 10:30	47.9		43.5		DAY	44
21/04/2023 10:45	49.2		45.2		DAY	45
21/04/2023 11:00	51.8		46.5		DAY	47
21/04/2023 11:15	53.1		48.5		DAY	49
21/04/2023 11:30	52.8		50.1		DAY	50
21/04/2023 11:45	58.6		51.1		DAY	51
21/04/2023 12:00	54.1		48.5		DAY	49
21/04/2023 12:15	53.2		49.5		DAY	50
21/04/2023 12:30	52.4		48.5		DAY	49
21/04/2023 12:45	54.8		48.3		DAY	48

Appendix 11.5 - Selection of the background sound level - ML9



Selected Background Level	28
Mean Background Level	35
Median Background Level	34
Modal Background Level	28

RAW DATA INPUT		COMMENT					
Timestamp	ML1 LAeq	Selected Night-time Background LA90	Night time LA90		Comment during analysis	Day / Night	Night time LA90-Night
20/04/2023 23:00	29.26		28.2		#N/A	NIGHT	28
20/04/2023 23:15	30.41		27.7			NIGHT	28
20/04/2023 23:30	30.83		30.1			NIGHT	30
20/04/2023 23:45	30.11		29			NIGHT	29
21/04/2023 00:00	29.31		28.2			NIGHT	28
21/04/2023 00:15	29.26		28.1			NIGHT	
21/04/2023 00:30	29.61		28.3			NIGHT	28
21/04/2023 00:45	30.14		29.1			NIGHT	29
21/04/2023 01:00	30.65		30.1			NIGHT	30
21/04/2023 01:15	29.39		28.3			NIGHT	28
21/04/2023 01:30	29.25		28.5			NIGHT	29
21/04/2023 01:45	28.94		27.3			NIGHT	27
21/04/2023 02:00	30.74		27.7			NIGHT	28
21/04/2023 02:15	33.91		31.1			NIGHT	31
21/04/2023 02:30	37.32		32.5			NIGHT	33
21/04/2023 02:45	35.08		33.1			NIGHT	33
21/04/2023 03:00	39.99		35.7			NIGHT	36
21/04/2023 03:15	38.79		35.5			NIGHT	36
21/04/2023 03:30	40.01		35.7			NIGHT	36
21/04/2023 03:45	43.67		36.7			NIGHT	37
21/04/2023 04:00	51.66		44.5			NIGHT	45
21/04/2023 04:15	46.54		41.7			NIGHT	42
21/04/2023 04:30	46.5		42.5			NIGHT	43
21/04/2023 04:45	44.67		40.1			NIGHT	40
21/04/2023 05:00	41.8		38.5			NIGHT	39
21/04/2023 05:15	49.07		40.1			NIGHT	40
21/04/2023 05:30	50.19		39.5			NIGHT	40
21/04/2023 05:45	50.15		41.5			NIGHT	42
21/04/2023 06:00	43.21		41.1			NIGHT	41
21/04/2023 06:15	46.72		42.5			NIGHT	43
21/04/2023 06:30	52.34		46.1			NIGHT	46
21/04/2023 06:45	56.02		42.2			NIGHT	42